For Reference

COSEL

DATA SHEET		Date	24-Aug-26
Model	MUS304815	Temp.	25 degreeC
Test	EMI Line conduction & Radiated emission	Humid.	45 %RH
		Tested by	S.Kawaguchi

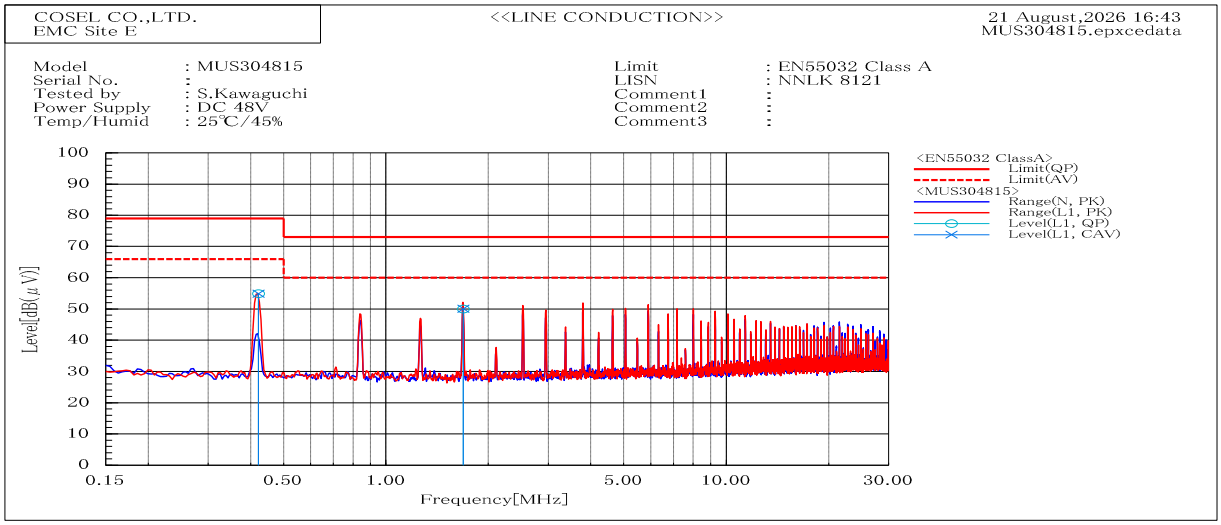

Frequency MHz	Line	Level dB(μV)		Limit dB(μV)		Margin dB(μV)		Pass/Fail	Remark
		QP	AV	QP	AV	QP	AV		
1.689	L1	50	50	73	60	23	10	Pass	
0.422	L1	54.9	54.9	79	66	24.1	11.1	Pass	

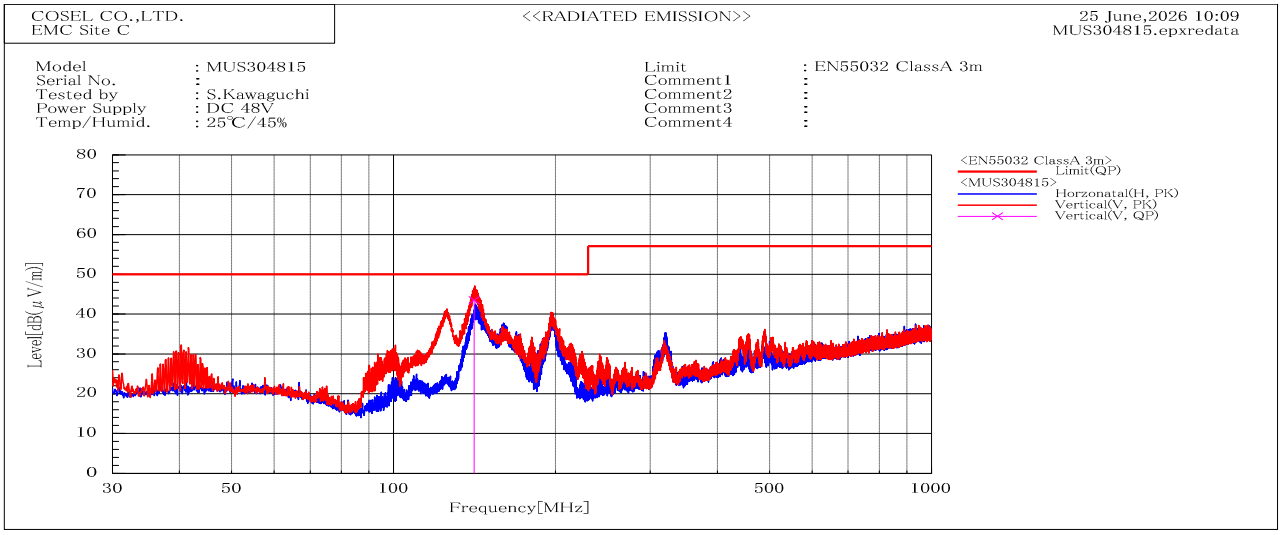

Frequency MHz	Polarization	Stability	Level dB(μV/m)	Limit dB(μV/m)	Margin dB	Pass/Fail	Height cm	Angle deg	Remark
			QP	QP	QP				
141.22	V	Stable	43.5	50	6.5	Pass	100	10	

COSEL

DATA SHEET		Date	24-Aug-26
Model	MUS304815	Temp.	25 degreeC
Test	EMI Line conduction & Radiated emission	Humid.	45 %RH
		Tested by	S.Kawaguchi

1. Line conduction

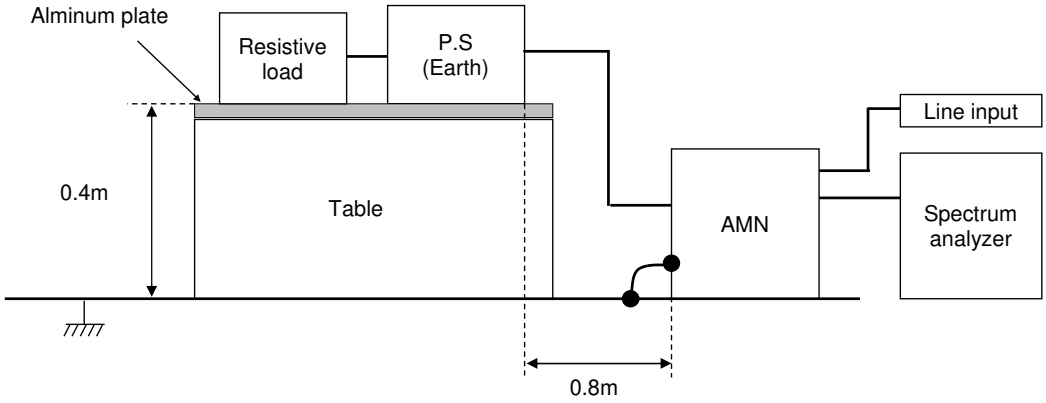

2. Radiated emission

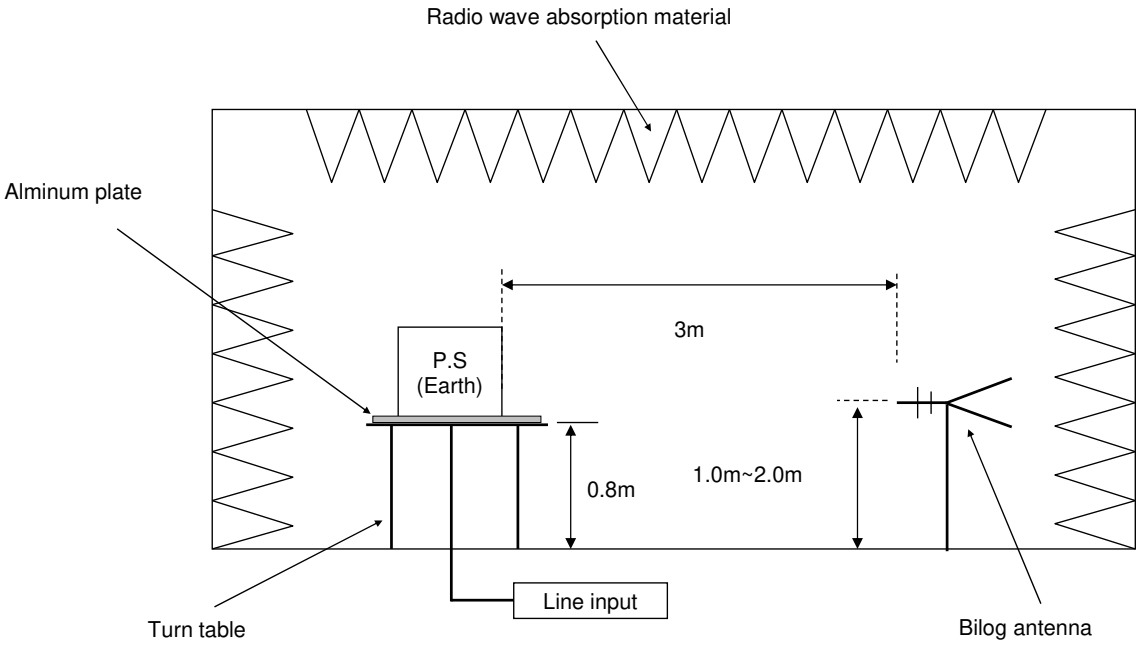

COSEL

Conditions

Test	:	EMI
Model Name	:	MUS30□□

○Photographs of Test Set-Up

LINE CONDUCTION



RADIATED EMISSION



○Testing circuitry

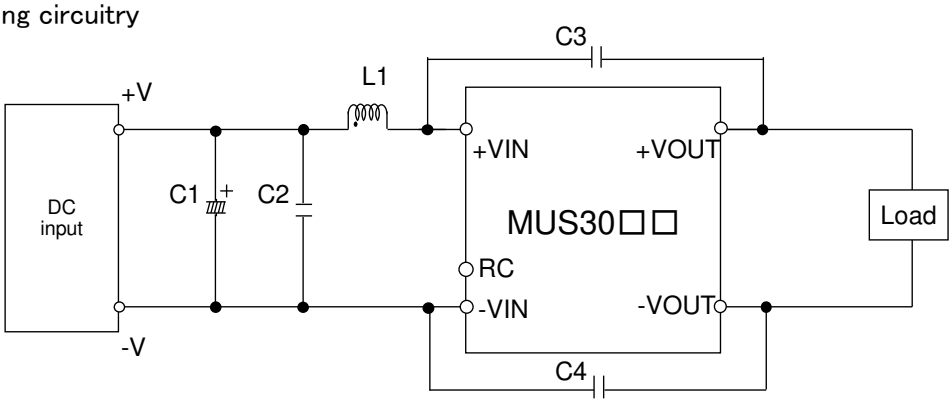

Fig.1 MUS30□□ Testing circuitry

C1:	MUS3024□	50V 47μF Electric capacitor (UPWseries NICHICON)
	MUS3048□	100V 100μF Electric capacitor (UPWseries NICHICON)
C2:	MUS3024□	50V 4.7μF Ceramic capacitor (GRM31CR71H475K MURATA MANUFACTURING)
	MUS3048□	100V 2.2μF Ceramic capacitor (C3216X7S2A225KT TDK)
C3:	MUS30□□	2000V 1000pF Ceramic capacitor (C3225X7S3D102K200AA TDK)
C4:	MUS30□□	2000V 1000pF Ceramic capacitor (C3225X7S3D102K200AA TDK)
L1:	MUS3024□	1600mA 22μH Inductor（LQH5BPN220M38 MURATA MANUFACTURING)
	MUS3048□	1100mA 47μH Inductor（LQH5BPN470M38 MURATA MANUFACTURING)